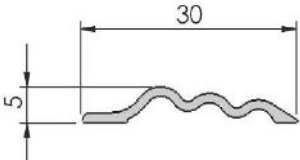


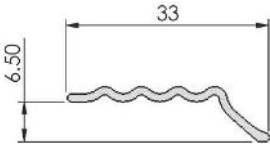
COVERSTRIPS

MJ11 - Rippled



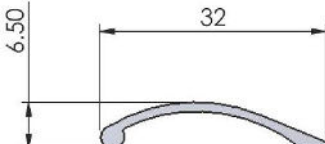
Recommended for use domestically on floors with height variations of up to 3mm.

MJ12 - Senior



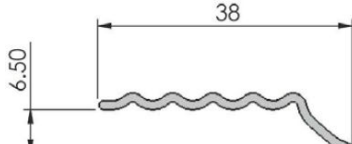
Recommended for use domestically on floors with height variations of up to 6mm.

MJ13 - Hammered



Recommended for use domestically on floors with height variations of up to 3mm.

MJ14 - Commercial

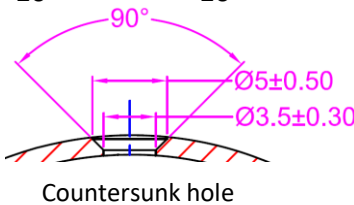


Recommended for use commercially on floors with height variations of up to 6mm.

Product specifications

	MJ11	MJ12	MJ13	MJ14
Product code:				
Overall length:	3.3m	3.3m	3.3m	3.66m
Horizontal width:	30mm	33mm	32mm	38mm
Anodised finishes:				
	Black (BL)		✓	
	Bronze (BR)	✓	✓	
	Champagne (CH)	✓	✓	
	Pewter (PE)	✓	✓	
	Silver (SI)	✓	✓	
	Mill (M) - Not anodised	✓	✓	✓
Countersunk hole centres:	210mm	210mm	210mm	220mm
Lengths per carton:	10	10	10	10

Notation: Matching nails sold separately



Installation instructions

Cut the coverstrip to your required length. For wooden sub-floors coverstrips are recommended to be secured with rippletrim nails (nails sold separately). On concrete sub-floors, it is recommended to use concrete nails (nails sold separately). Hammer nail down until the trim is held firmly without defacing the surface.

Safety statement: When cutting or drilling aluminium we recommend the use of safety glasses and gloves.

