

ECO PRIM GRIP

Multi-purpose, ready-to-use bonding promoter primer with a very low emission of volatile organic compounds (VOC) for render, smoothing and levelling compounds and adhesives for ceramic tiles



WHERE TO USE

Multi-purpose, ready-to-use primer for internal and external floors and walls. **Eco Prim Grip** may be used to improve the bond of all types of cement, gypsum and lime-based plasters on substrates made from concrete, brickwork, vibro-compressed concrete blocks, lightweight blocks and gypsum. **Eco Prim Grip** is also suitable for improving the bond of adhesives for ceramics, smoothing and levelling compounds on non-absorbent surfaces, such as ceramic, terrazzo and natural stone floors.

Some application examples

- Application of render on concrete, brickwork, substrates, etc.
- Application of smoothing and levelling compounds on old ceramic, terrazzo and natural stone floors.
- Laying ceramic and natural stone floors directly on top of old ceramic floors.

TECHNICAL CHARACTERISTICS

Eco Prim Grip is a solvent-free, primer composed of synthetic resin in water dispersion and selected inert materials with excellent bond strength, resistance to water and ageing. It guarantees a rough keying surface ideal for render, smoothing and levelling compounds, thus ensuring an excellent bond on smooth substrates and substrates with low absorbency, reducing and evening out absorption of water of absorbent surfaces. Once dry, it guarantees a tough bond of any cementitious render on various types of substrate: concrete, lightweight cellular cement blocks, bricks, stone, plasterboard, wood, ceramic, metal, render, gypsum, etc. **Eco Prim Grip** is a ready-to-use grey latex which is easy to apply using either a roller or a brush. **Eco Prim Grip** is non-flammable and has an extremely low emission level of volatile organic compounds (VOC). Therefore, the product is considered non-hazardous for those who use the product and final users of the environments where it is applied. It may also be stored without taking particular precautions.

RECOMMENDATIONS

- Apply at temperatures between +5°C and +35°C.
- Do not use **Eco Prim Grip** in the presence of rising damp or rising humidity, and on continuously immersed surfaces.
- **Eco Prim Grip** is ready-to-use, no dilution is required.
- Do not use as adhesion promoter for adhesives and levelling compounds on screeds and power-trowelled concrete. In such cases use **Eco Prim T**.

APPLICATION PROCEDURE

Preparation of the substrate

Substrates must be clean, dry, well-cured and free from oil, grease, cement laitance and loose parts. There is no need to wet the surface before applying **Eco Prim Grip**.

Application

Eco Prim Grip may be applied to the substrate with either a roller or by brush or roller. The render or smoothing and levelling compound may be applied once **Eco Prim Grip** is dry. The minimum waiting time is from 15 to 60 minutes according to the surrounding conditions and the absorption of the substrate. It's possible to apply a second coat of **Eco Prim Grip** from the application of the first coat after a long time.

Cleaning

While still fresh, **Eco Prim Grip** may be removed easily from floors, walls and tools with water. Once dry, it must be removed with alcohol or **Pulicol 2000**.

CONSUMPTION

Consumption varies between 0.20 and 0.30 kg/m² according to the absorption of the substrate.

PACKAGING

Eco Prim Grip is available in 5 and 10 kg drums.

STORAGE

Eco Prim Grip remains stable for at least 12 months under normal conditions in its original, sealed packaging.

TECHNICAL DATA (typical values)	
PRODUCT IDENTITY	
Consistency:	creamy liquid
Colour:	grey
Density (g/cm ³):	1.48
pH:	8.5
Dry solids content (%):	70
EMICODE:	EC1 Plus - extremely low emission level
APPLICATION DATA (at +23°C - 50% R.H.)	
Application temperature range:	from +5°C to +35°C
Waiting time before applying render:	15-20 minutes (dependent on substrate's temperature and porosity)
Waiting time before applying smoothing compound:	30 minutes (dependent on substrate's temperature and porosity)
FINAL PERFORMANCE	
Resistance to humidity:	excellent
Resistance to ageing:	excellent
Resistance to solvents and oils:	fair
Resistance to acids and alkalis:	fair
Resistance to temperatures:	excellent

SAFETY INSTRUCTIONS FOR PREPARATION AND APPLICATION

Eco Prim Grip is not considered dangerous according to the current regulations regarding the classification of mixtures. During use wear protective gloves and goggles and take the usual precautions for the handling chemicals. For further and complete information about the safe use of our product please refer to the latest version of our Material Safety Data Sheet.

PRODUCT FOR PROFESSIONAL USE.

WARNING

Although the technical details and recommendations contained in this product data sheet correspond to the best of our knowledge and experience, all the above information must, in every case, be taken as merely indicative and subject to confirmation after long-term practical application; for this reason, anyone who intends to use the product must ensure beforehand that it is suitable for the envisaged application. In every case, the user alone is fully responsible for any

consequences deriving from the use of the product. Please refer to the current version of the Technical Data Sheet, available from our website www.mapei.com.au

LEGAL NOTICE

The contents of this Technical Data Sheet ("TDS") may be copied into another project-related document, but the resulting document shall not supplement or replace requirements per the TDS in force at the time of the MAPEI product installation. The most up-to-date TDS can be downloaded from our website www.mapei.com.

ANY ALTERATION TO THE WORDING OR REQUIREMENTS CONTAINED OR DERIVED FROM THIS TDS EXCLUDES THE RESPONSIBILITY OF MAPEI




Application of Eco Prim Grip on concrete by roller




Application of Eco Prim Grip on concrete by brush




Application of render on Eco Prim Grip



Application of Eco Prim Grip by roller on existing terrazzo flooring



Application of Eco Prim Grip by roller on existing porcelain tiles



Application of Ultraplan self-levelling smoothing compound on dry Eco Prim Grip on old floor

2916-11-2022 en-au (AU)