


# TECHNICAL BULLETIN



19 Motivation Drive, Wangara, WA, 6065 AUSTRALIA  
T +61 8 9302 4000 | FREE 1800 999 196 | F +61 8 9302 5000


## MAESTRO

CONTAINS MINIMUM 180 g/L AVAILABLE CHLORINE  
PRESENT AS SODIUM HYPOCHLORITE WHEN PACKED  
UN 1791, HYPOCHLORITE SOLUTION,  
CLASS 8, HAZCHEM ZX, PG III



**HAZARDOUS**

Batch No:



**MAESTRO**  
CHLORINATED CLEANER FOR REMOVING MOSS,  
MOULD & LEAF STAINS

NET CONTENTS  
✓ 5L

Environex International

**MAESTRO** is a super concentrated chlorinated cleaner designed to remove moss, mould, leaf stains and timber tannin stains from tiles and pavers. It can be used neat or diluted – we suggest a dilution of 1 part MAESTRO to 4 parts water for most problems while difficult stains may need neat product.

**ALWAYS CARRY OUT A SMALL TEST FIRST**




**APPLICATION** is by way of plastic watering can, bucket or straight from the bottle. Allow the product to dwell for 5 minutes and then scrub and rinse. Moss and mould will be easily removed and may even be hosed off. Leaf stains may require scrubbing but it is mainly the chemistry that will do the work. Once clean rinse area thoroughly. **DO NOT SPILL THIS PRODUCT ON YOUR CLOTHES AS IT WILL BLEACH.**

Always use gloves, safety glasses and full length clothing.

**COVERAGE** One litre should clean approximately 5 square metres.

**FOR FURTHER TECHNICAL ASSISTANCE CALL 1800 999 196**

Manufactured by  
**Environex International**  
19 Motivation Drive,  
Wangara, WA 6065  
**Ph: (08) 9302 4000**  
info@environex.net.au  
www.environex.net.au



## DISINFECTANT AND STAIN REMOVER

### MATERIAL & FUNCTION

**MAESTRO** is an excellent disinfecting agent and may be used to treat most stains caused by moss, moulds, tannins, animal and leaf stains on masonry and timber surfaces.

**MAESTRO** contains 12.5 % weight to volume available chlorine. It is an excellent disinfecting agent and as such will kill spores that create moss and mould.

### APPLICATION

- Dilution - 1 part **MAESTRO** to 5 parts water mix.
- Before applying, test in a small inconspicuous area; if there are adverse reactions do not continue.
- Boral Masonry Pavers - pour on to the affected areas.
- Boral Masonry Walls - apply mix with a mist spray container.
- This should be left to soak in for a period of 30 minutes.
- The area can then be hosed off.
- Use a stiff brush or deck broom to remove the remains of the mould.
- For total kill, a repeat of this procedure is recommended.

### SEALING\*

- For ease of maintenance, sealing is recommended.
- Ensure area is thoroughly dry prior to applying your chosen sealer.

**CAUTION**

Avoid contact with skin and eyes and avoid breathing vapor or spray mist. Do not mix with other types of chlorinating compound, acids, oxidizing agents, organic materials or other chemicals.

**PACKAGING**

5 Litre containers

**IMPORTANT NOTICE TO CUSTOMER**

*Since the use of this product is beyond the control of either seller or manufacturer, their only obligation shall be to replace any quantity of product, which is proven defective. They cannot assume any risk or liability in excess of the purchase price of the product itself, which does not include labour or any consequential damages resulting from the use of this product. Determining the suitability of this product for any intended use shall be solely the responsibility of the user. **ALWAYS TEST FIRST.***